

AUTOMOTIVE AND LIGHT TRUCK GENERAL SERVICE
100% DESIGNED AND BUILT IN NORTH AMERICA

4 POST

ALIGNMENT OR SERVICE 15,000 LB. / 6.8T CAPACITY

DOUBLE WALL RUNWAYS WITH "Z" RAILS,
BUILT IN RADIUS PLATE POCKETS & REAR SLIP PLATE




OPTIONAL ACCESSORIES



▲ Jacking beam TLS-RJ75



▲ Stainless Steel Turnplates TLSSTP



▲ Runway Step Platforms TLSMWS

4 POST ALIGNMENT 15,000 LB./ 6.8T CAPACITY

ALIGNMENT TLS415ALCRx1 / EXTENDED TLS415ALCXx1 SERVICE TLS415FDCRx1 / EXTENDED TLS415FDCXx1


AT TLS OUR GOAL IS TO BUILD LIFTS THAT LAST LONGER, PERFORM BETTER AND COST LESS TO OPERATE

SPECIFICATIONS	
Capacity	15,000 lbs / 6.8T
Overall Length Extended Model	285-1/8" / 7242 mm
Overall Length Standard Model	257-7/8" / 6550 mm
Deck Length Extended Model	237" / 6020mm
Deck Length Standard Model	210" / 5334mm
Overall Width	137-1/2" / 3493mm
Deck Width	23" / 584mm
Lowered Height	7-3/4" / 197mm
Raised Height	74" / 1880mm
Min. 4 Wheel Align. WB	88-1/2" / 2248mm
Max.4 Wheel Align. WB	164-1/2" / 4178mm
Max. 2 Wheel Align. WB	220-1/2" or 193-1/2" / 5601mm or 4915mm
Max. Service WB	232" or 205" / 5892mm or 5207mm
Lift Time	70 seconds
Power Requirement	230V - 60Hz - 1 Ph - 20amp
Shipping Weight	5,000 lb. / 2.3T
Part Number	TLS415ALCRx1/ TLS415ALCXx1

ADDITIONAL FEATURES



Pulley and cables



Double wall deck with Z rail

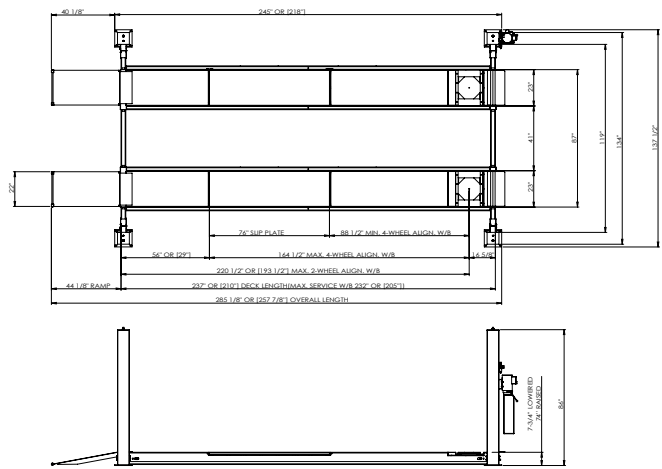


Open runway slots under rear slip plates

FEATURES

- **Built to higher quality standard; 100% North American made** - premium US Bucher 2HP / 1.5kw power unit.
- **Corrosion resistant protection** - steel components are wheelabrator shot blasted and acid washed before a "double bake" powder coat finish is applied.
- **Superior structural strength provides longer life and more precise alignments** - Non flex double wall 23" / 584mm wide runways with built in "Z" rail. Heavy duty 10" x 8-3/8" x 1/4" wall / 254mm x 213mm x 6mm wall columns and 3" x 8-1/4" / 72mm x 210mm tube traverse beams.
- **Greater flexibility with more models to chose from** - Available in two runway lengths with built in wheel alignment or service deck. Lift can be ordered in red or blue.
- **Premium options and accessories can expand the capabilities and service life** - Stainless steel radius plates and rear steer plates, built in tire inflation hoses, removable work steps, LED runway lighting and premium long life 5 year warranty HD jacking beams
- **Lower maintenance costs** - Zirk style grease fittings at all 1-1/2" / 38mm plated hinge pins. Runway under rear slip plates is open to prevent water and dirt collecting. Thirty 7/8" / 22mm enclosed plated steel slip plate balls provide better support with minimal maintenance.
- **Extended Life "Non Twist" Cable design** - Machined steel nickel plated 9" / 229mm pulleys with bronze self lubricating bushings. Non spin fatigue resistant 9/16" / 14mm cables are routed on double stacked pulleys (versus four stacked) to reduce stress and wear.
- **Low pressure hydraulics provides longer life** - 4"ID x 65" / 102mm ID x 1651mm cylinder is mounted under the runway and use a premium "Parker" seal and wear ring with chrome plated plunger shaft.
- **Designed for optimum productivity** - Single point control with stainless steel cylinder air releases engage 12 locking positions. Adjustable locking ladders 81" x 2-3/4" x 3/8" / 2057mm x 70mm x 9.5mm thick allow for accurate levelling. Power unit can be mounted on a front or rear column. Built in runway compressed air outlets front and rear.

EQUIPMENT FOOTPRINT



MOTOR: 2HP - 230V 1PH 60HZ
AMP DRAVY: 14.5AMPER FULL CAPACITY
AIR: 100 PSI
OPERATING PRESSURE@FULL LOAD: 2750 PSI
RAISE TIME: 74 SECONDS
LOWER TIME: 37 SECONDS
REV: A-01 AS TESTED

NOTE: ALL CHANGES THAT ARE MADE TO THIS PRODUCT WILL CHANGE THE REVISION
REVISION TABLE SHALL REFLECT THE CHANGES FOR INSPECTOR

CONTACT US NOW WWW.TLSLIFTS.COM OR CALL (877) 799-5438

