



SCISSOR LIFT

TLSS16ALORx1 / TLSS16FDORx1

AUTOMOTIVE AND LIGHT TRUCK GENERAL SERVICE
100% DESIGNED AND BUILT IN NORTH AMERICA

SCISSOR LIFT

ALIGNMENT OR SERVICE
16,000 LB. / 7.3T CAPACITY

DOUBLE WALL RUNWAYS WITH "Z" RAILS,
BUILT IN RADIUS PLATE POCKETS & REAR SLIP PLATE




OPTIONAL ACCESSORIES



▲ Jacking beam #TLS-RJ8



▲ Stainless Steel Turnplates #TLSSTP



▲ Runway Step Platforms #TLSMWS

SCISSOR LIFT

16,000 LB./ 7.3T CAPACITY

ALIGNMENT TLSS16ALORX1
SERVICE TLSS16FDORx1


AT TLS OUR GOAL IS TO BUILD LIFTS THAT LAST LONGER, PERFORM BETTER AND COST LESS TO OPERATE

| SPECIFICATIONS | * Dimension based on surface mounted lifts. For flush mount please contact factory. |
|-------------------------------------|--|
| Capacity | 16,000 lbs / 7.3T |
| Overall Length | 260-3/4" / 6623mm |
| Deck Length | 203" / 5156mm |
| Overall Width | 91-1/2" / 2324mm |
| Width Between Runways | 41" / 1041mm |
| Deck Width | 23" / 584 mm |
| Lowered Height | 10-3/4" / 273mm |
| Raised Height | 74" / 1880 mm |
| Minimum 4 Wheel Alignment Wheelbase | 88-1/2" / 2248mm |
| Maximum 4 Wheel Alignment Wheelbase | 164-1/2" / 4178mm |
| Maximum 2 Wheel Alignment Wheelbase | 185" / 4699mm |
| Maximum Service Wheelbase | 198" / 5029mm |
| Lift Time | 58 Seconds |
| Power Requirements | 230 Volts AC - 60 Hz - 1 PH - 25amp |
| Shipping Weight | 6,230 lbs. / 2.8T |
| Part Number | TLSS16ALORx1 |

FEATURES

- **Built to higher quality standard; 100% North American made** - premium US Leeson 3HP / 2.2kw motor and HPI pump.
- **Superior structural strength provides longer life and more precise alignments** - Non flex double wall runways with built in "Z" rail and heavy duty 3" x 6.5" x 3/8" / 76mm x 165mm x 9.5mm wall tubular legs
- **Greater flexibility with more models to chose from** - Available in surface or flush mounted, alignment or service deck and a choice of floor mounted "console" control or space saving wall/floor mounted power unit with pendant control.
- **Premium options and accessories can expand the capabilities and service life** - Stainless steel radius plates and rear steer plates, built in tire inflation hoses, removable work steps, LED runway lighting and premium heavy duty extended life 5 year warranty HD jacking beams
- **Lower maintenance costs** -steel components are wheel-a-brator shot blasted and acid washed before a "double bake" powder coat finish is applied. Zirk style grease fittings at all hinge points. Runway under rear slip plates is open to prevent water and dirt collecting.
- **Precision levelling feature provides more accurate alignments** - PCB Control with linear transducers control level to within 5/32" / 4mm. The full adjustable floor mounted rack and pinion style "gear blocks" allow for precise levelling.
- **Low pressure hydraulics provides longer life** - 2" x 6" / 51mm x 152mm "Break Out" cylinders allow the 25" x 4-1/2" / 635mm x 114mm ID cylinders to operate at <2500 psi under full load.
- **Designed for greater technician productivity** - there are no obstructions between the runways or base frame. The lift rises 74" / 1880mm in 58 seconds with 20 locking positions. Built in runway compressed air outlets front and rear.

ADDITIONAL FEATURES



Scissor Rack and Pinion style Gear Rack



Open runway slots under rear slip plates

POWER UNIT OPTIONS

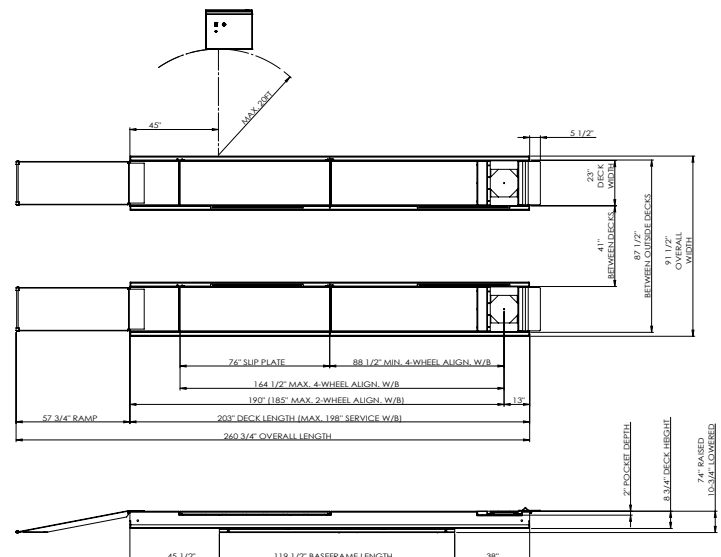


Enclosed Console Control



Wall/Floor Mount with Pendant

EQUIPMENT FOOTPRINT



CONTACT US NOW

WWW.TLSLIFTS.COM OR CALL (877) 799-5438

