

TCO
TOTAL
COST OF
OWNERSHIP



KAR LIFT

KAR200/300/
400 SERIES

CALL: 877-799-LIFT

COMMERCIAL HEAVY DUTY PLATFORM LIFTS

HEAVY DUTY BUS, TRUCK & OFF ROAD LIFTING

DRIVE ON RAMP STYLE PARALLELOGRAM LIFTS PROVIDE RAPID ACCESS FOR INSPECTION, SERVICE OR WASH BAY OPERATIONS

KAR LIFT
HEAVY DUTY PANTOGRAPH
PLATFORM SCISSOR LIFT

31,000 LB. (14T) TO
99,000 LB. (45T) CAPACITY
RUNWAYS 20' (6M) TO 48' (14.5M)




KAR200/300/400



ADDITIONAL FEATURES



Patented "Volumetric" control eliminates the need for electronic sensors - Stays level all the time.



Available in surface, recessed floor or full flush mounted installations



Patented "AOS" Energy absorbing system eliminates the need for sliding legs at the base or under runways

CONTACT US NOW

CALL: 866-799-5438
WWW.TLSLIFTS.COM



TOTAL AUTOMOTIVE LIFTING SOLUTIONS
RETAIL LOCATIONS THROUGHOUT CANADA
2300 SPEERS RD OAKVILLE ONTARIO



TLS DISTRIBUTORS LOCATED: ALABAMA, ARIZONA, CALIFORNIA, FLORIDA, TEXAS, INDIANA, NEW ENGLAND, NEW HAMPSHIRE, WISCONSIN, MISSOURI, & VIRGINIA



KAR LIFT
31,000 LB. (14T) TO 99,000 LB. (45T) CAPACITY

KAR LIFT KAR200/300/400 SERIES

AT TLS OUR GOAL IS TO BUILD LIFTS THAT LAST LONGER, PERFORM BETTER AND COST LESS TO OPERATE

KAR CLOUD & ECL MODELS	CAPACITY	POWER SUPPLY	LENGTH	RUNWAY WIDTH	COLLAPSED HEIGHT	RAISED HEIGHT	APPROACH RAMP	LIFT TIME	SHIP WEIGHT
CLOUD 140 SERIES	31,000 lb.(14T)	10HP / 7.5 kw - 208/440v 3 phase 60hz optional. 600v	20', 23', 26', 30', 33', 36' / 6M, 7M, 8M, 9M, 10M & 11M	30" / 762MM	14.2" / 361MM	79" / 2007MM	104" / 2642MM	75	10 to 15,000 lb. / 4.5T to 6.8T
CLOUD 170 SERIES	37,000 lb.(17T)	10HP / 7.5 kw - 208/440v 3 phase 60hz optional. 600v	20', 23', 26', 30', 33', 36' / 6M, 7M, 8M, 9M, 10M & 11M	30" / 762MM	14.2" / 361MM	79" / 2007MM	104" / 2642MM	75	10 to 15,000 lb. / 4.5T to 6.8T
CLOUD 190 SERIES	42,000 lb. (19T)	10HP / 7.5 kw - 208/440v 3 phase 60hz optional. 600v	20', 23', 26', 30', 33', 36' / 6M, 7M, 8M, 9M, 10M & 11M	30" / 762MM	14.2" / 361MM	79" / 2007MM	104" / 2642MM	75	10 to 15,000 lb. / 4.5T to 6.8T
CLOUD 230 SERIES	51,000 lb. (23T)	10HP / 7.5 kw - 208/440v 3 phase 60hz optional. 600v	20', 23', 26', 30', 33', 36' / 6M, 7M, 8M, 9M, 10M & 11M	30" / 762MM	14.2" / 361MM	79" / 2007MM	104" / 2642MM	75	10 to 15,000 lb. / 4.5T to 6.8T
CLOUD 290 SERIES	64,000 lb. (29T)	10HP / 7.5 kw - 208/440v 3 phase 60hz optional. 600v	20', 23', 26', 30', 33', 36' / 6M, 7M, 8M, 9M, 10M & 11M	30" / 762MM	14.2" / 361MM	79" / 2007MM	104" / 2642MM	75	10 to 15,000 lb. / 4.5T to 6.8T
ECL 250 SERIES	55,000 LB. (25T)	10HP / 7.5 kw - 208/440v 3 phase 60hz optional. 600v	20', 23', 26', 30', 33', 36', 39', 47' / 6M, 7M, 8M, 9M, 10M, 11M, 12M &	30" / 762MM	14.2" / 361MM	79" / 2007MM	104" / 2642MM	75	14 to 21,000 lb. / 6.4T to 9.6T
ECL 300 SERIES	66,000 LB.(30T)	10HP / 7.5 kw - 208/440v 3 phase 60hz optional. 600v	20', 23', 26', 30', 33', 36', 39', 47' / 6M, 7M, 8M, 9M, 10M, 11M, 12M &	30" / 762MM	14.2" / 361MM	79" / 2007MM	104" / 2642MM	75	14 to 21,000 lb. / 6.4T to 9.6T
ECL 350 SERIES	77,000 LB. (35T)	10HP / 7.5 kw - 208/440v 3 phase 60hz optional. 600v	20', 23', 26', 30', 33', 36', 39', 47' / 6M, 7M, 8M, 9M, 10M, 11M, 12M &	30" / 762MM	14.2" / 361MM	79" / 2007MM	104" / 2642MM	75	14 to 21,000 lb. / 6.4T to 9.6T
ECL 400 SERIES	88,000 LB.(40T)	10HP / 7.5 kw - 208/440v 3 phase 60hz optional. 600v	20', 23', 26', 30', 33', 36', 39', 47' / 6M, 7M, 8M, 9M, 10M, 11M, 12M &	36" / 914MM	15.2" / 386MM	82" / 2083MM	104" / 2642MM	85	18 to 26,000 lb. / 8.2T to 12.7T
ECL 450 SERIES	99,000 LB. (45T)	10HP / 7.5 kw - 208/440v 3 phase 60hz optional. 600v	20', 23', 26', 30', 33', 36', 39', 47' / 6M, 7M, 8M, 9M, 10M, 11M, 12M &	36" / 914MM	15.2" / 386MM	82" / 2083MM	104" / 2642MM	85	18 to 26,000 lb. / 8.2T to 12.7T

OPTIONAL ACCESSORY



Optional Shatterproof LED 24v Runway lighting



Nema 4 water resistant stainless steel control console

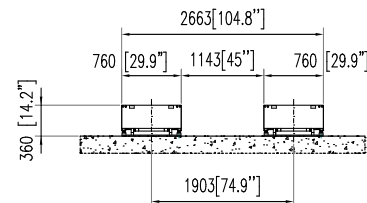
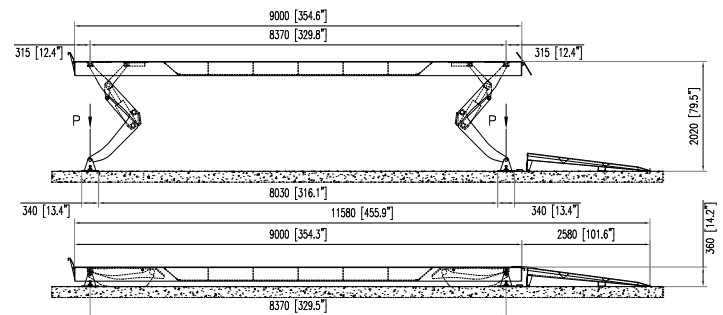


26,400 lb. (12T), 35,200 lb. (16T) & 44,000 lb. (20T) air hydraulic heavy duty jacking beams



Silica based anti slip runway traction surface

EQUIPMENT FOOTPRINT



CONTACT US NOW

CALL: 866-799-5438
WWW.TLSLIFTS.COM

TOTAL AUTOMOTIVE LIFTING SOLUTIONS
RETAIL LOCATIONS THROUGHOUT CANADA
2300 SPEERS RD OAKVILLE ONTARIO

TLS DISTRIBUTORS LOCATED: ALABAMA, ARIZONA, CALIFORNIA, FLORIDA, TEXAS, INDIANA, NEW ENGLAND, NEW HAMPSHIRE, WISCONSIN, MISSOURI, & VIRGINIA